

Lincoln College of Art and Design



Christ's Hospital Terrace





Welcome to Creative Arts at Lincoln College

We want to make sure you have all the information you need to choose the course that suits you best. This guide explains what student life is like and gives details of Creative Arts courses to help you choose the right one to match your career ambitions.

150 years of experience

Lincoln College of Art and Design has been established for over 150 years. Together with our partner campus in Newark we are part of the Lincoln College Group. Housed in a historic and characterful building that dates back to 1612, in the Cathedral quarter of the city, we offer the best Creative Arts courses in the area.

Our well-equipped facilities in a traditional setting provide an inspirational atmosphere to learn.

Our learners make excellent progress and many gain high grades that are significantly above national averages. Our tutors are recognised as talented practitioners and highly committed to helping learners achieve their full potential.

We have very strong and active partnerships with universities and professionals in the creative industry. Trips, gallery visits, workshops, location work and work experience are key features of all our courses.

We hope this guide will provide the information you need to help you plan a future with us.

What the learners say:

“We really appreciate the time and effort tutors take to improve our knowledge and the quality of our work”

What the awarding body says about us:

“The work is of a high standard with learners showing outstanding practical and presentation skills.”

“Safe and supportive learning environments are created for all learners to engage with, and reflect on, challenging material and take personal risk with their learning.”

“The quality is exceptional. The standard of, not only the technical skills required in the final work but also the creativity that has been encouraged and supported, is clearly very strong.”

All our Creative Arts courses are validated by UAL.

What does this mean in practice?

In 2019 University of the Arts London was named 2nd in the world for Creative Arts. Its colleges *Central St Martins, Camberwell College of Art, London College of Fashion, Wimbledon College of Art, London College of Communication* and *Chelsea College of Art* are long established and widely recognised as world class.

Ten years ago UAL designed qualifications for Further Education that are tailor made to develop the skills that current employers and HE Institutions are looking for. These qualifications are not available in schools.

The courses provide a unique opportunity to build a broader range of creative skills and confidence helpful for a variety of career paths.

UAL qualifications enable us to design stimulating and demanding projects, personalised to develop a very individual portfolio and CV.

These qualifications have no external exams and only the final unit in each year carries a grade (pass, merit or distinction). This means that you can explore and experiment, gather experience and knowledge before your skills are tested.

The qualifications are nationally recognised (just like BTECs or a group of ‘A’ levels) and carry UCAS points to offer access to Universities and specialist schools and conservatoires.

The grades awarded are verified by a highly respected awarding body.

We share a special partnership with UAL that provides our students with extra support and guidance in gaining entry to their UAL degree courses

“Our qualifications have high retention and achievement rates because they are flexible, responsive and relevant to industry needs, and aid student progression”

Careers in the Creative Arts

There are thousands of people working in the Creative Arts industries and you could be one of them!

Why choose the Creative Arts as a career?

A career in the Creative Arts is one of the most exciting and rewarding to be involved in.

- It's for people who want to earn a living by creating things and using their imagination to change the way others think and feel and live.
- It's for the people who want to see the things they have created in the shops, in magazines, in galleries and on television.
- It's for people who don't want to be tied down to a repetitive job.

Is there any money in the Creative Arts industry?

The facts speak for themselves

- *The UK has the largest creative sector in the European Union*
- *The UK has the 3rd largest computer games industry*
- *Employment in Art, Design and Media makes up 7.3% of the UK economy, (bigger than the financial sector)*
- *According to the government, creative industries are worth over £36bn a year, generating £70,000 every minute for the UK economy. They employ over 1.9m people and account for £1 in every £10 of UK exports.*
- *In the last 5 years employment in the sector has increased by 25.4% (circa 400,000 jobs) and outperformed all other sectors in terms of employment growth*
- *There are over 122,000 Creative Arts companies (Companies listed on the Inter-Departmental Business Register (IDBR))*
- *There are thirteen distinct industries in Creative Arts:- Advertising; Architecture; Arts & antiques markets; Crafts; Design; Designer fashion; Film & video; Music; Performing arts; Publishing; Software; Television & radio*
- *UK households spend, on average, £59.00 per week on recreation and culture – more than on any other commodities and services except transport (£60.00 per week).*

(Source Department of Media, Culture and Skills)

What kind of job could I do in Creative Arts?

There are dozens of specialist careers to choose from and lots of ways of earning a living:-

- You could be working for a company (many large manufacturers have their own design offices which cover everything from product development to marketing and advertising).
- You could be working for a consultancy that is hired by manufacturers to design and develop or market new products.
- You could be your own boss working as a freelance artist, designer or producer.
- You could start your own business that makes things, or provides design services to others.
- You could be doing a mixture of all of these things in a career that gives you variation, new experiences and the freedom to express yourself.

Some of the exciting jobs you could do:-

Printing, surface design, stone working, woodworking, ceramic & glass design, blacksmithing, silver-smithing, jewellery design, product design, furniture design, transport design, interior design, spatial design, museum and exhibition design, architectural model-making, 3D animation, animatronics, special effects for film and TV, set design, theatre design, costume design for stage and screen, fashion design, garment construction, garment styling, textile design, knitwear design, accessories, millinery, footwear, fashion marketing, fashion promotion, fashion merchandising, fashion buying, fashion photography, fine art photography, editorial photography, documentary photography, commercial photography, promotional literature, logo design, information design, typography, graphic design, packaging and display, TV & film graphics, electronic media design, interactive media design, web design, games design, visual imaging, animation, illustration, fine art painting, fine art sculpture, portraiture, conservation & restoration, museum & gallery work, art & design history, teaching, art therapy, sound recording, video directing, producing, lighting engineer, camera operator, copyrighting, journalism, radio production, marketing and advertising.

Choosing your course

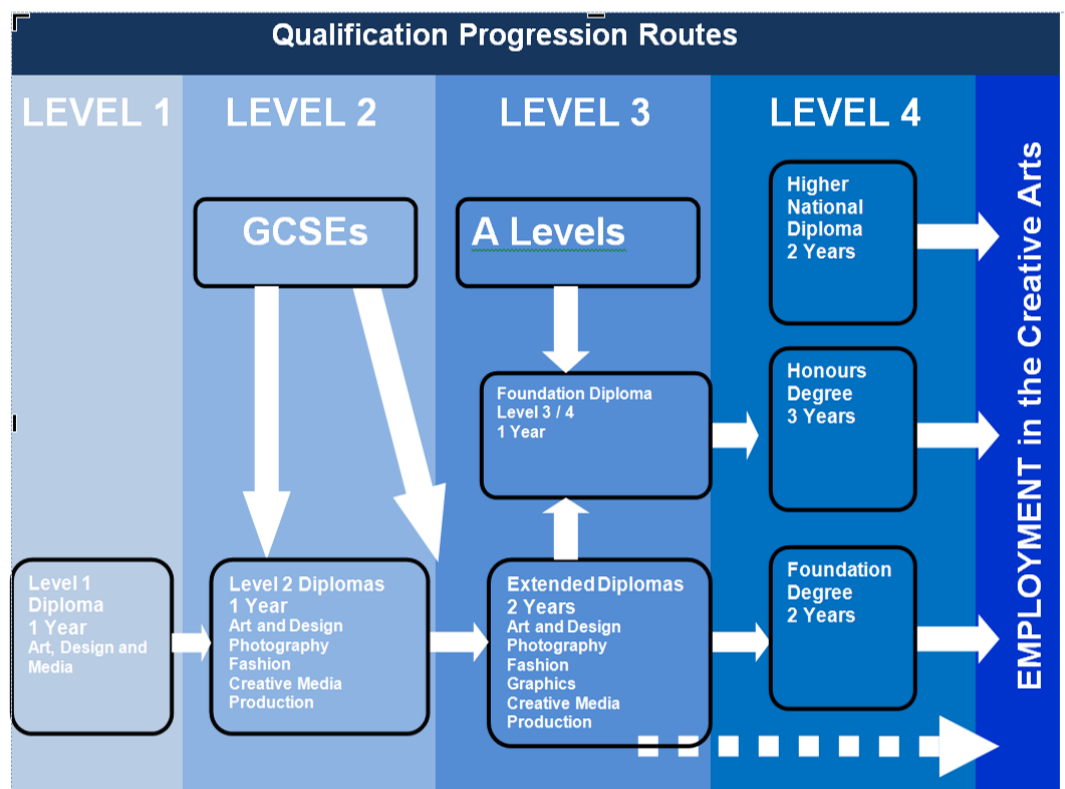
The college runs a range of Creative Arts courses in different subjects and at different levels (see course information at the back of this book). Details of all courses can also be found on the Lincoln College website www.lincolncollege.ac.uk/course-guide

If you have a specific career in mind you could choose a specialist subject that will prepare you (e.g. Fashion, Graphics, Media or Photography). If you are not sure about your career you could choose the general 'Art and Design' courses which will give you experience of a range of pathways and creative skills. Students often choose the subject that they are best at and enjoy most.

Which subject is the right one for you?

<u>Course</u>	<u>Location</u>
Level 1 Diploma Art, Design and Media	Lincoln
Level 2 Diploma Art and Design	Lincoln
Level 2 Diploma Fashion	Lincoln
Level 2 Diploma Photography	Lincoln
Level 2 Diploma Creative Media Production	Lincoln and Newark
Level 3 Extended Diploma Creative Practice (Art and Design)	Lincoln and Newark
Level 3 Extended Diploma Creative Practice (Fashion)	Lincoln
Level 3 Extended Diploma Creative Practice (Graphic Design)	Lincoln
Level 3 Extended Diploma Creative Practice (Photography)	Lincoln
Level 3 Extended Diploma Creative Media Production	Lincoln and Newark
Level 3/4 Foundation Diploma in Art and Design	Lincoln
Level 4-6 BA (Hons) Commercial Photography	Lincoln

80% of eligible learners have progressed directly into HE courses this year



Choosing the right level



Level 1 courses

Diploma (1 year)

For people who have no formal qualifications in art but a keen interest in experimenting with media to make images.

The subject you can study is

Art, Design and Media

Level 1 Diplomas can qualify you for entry to level 2 courses if you achieve a *merit* grade

Level 2 courses

Diplomas (1 year)

For people who have achieved three GCSE at grade D/3 or equivalent and show a practical interest in the subject.

The subjects you can study are

Art and Design, Photography, Fashion and Creative Media Production

Level 2 Diplomas can qualify you for entry to level 3 courses if you achieve a *merit* grade

Level 3 courses

Extended Diplomas (2 years)

For people who have achieved four GCSE at grades C/4 and have a portfolio of work related to the subject

The subjects you can study are,

Art and Design, Creative Media Production, Fashion, Graphic Design, Photography,

Level 3 Extended Diploma can qualify you for entry to university, our own Foundation in Art and Design, or our BA (Hons) in Lens Based Media

Level 3 / 4 courses

Foundation Diploma in Art and Design (1 year)

For people who have achieved an A level or an Extended Diploma course in an Art or Design subject but would like to explore in more depth before specialising

This course qualifies you for entry to university and gives you time to experiment with the Art and Design specialism that is right for you

Level 4 / 5 / 6 courses

BA (Hons) (3 years)

For people who have achieved an Extended Diploma, have A levels or suitable experience

The Creative Arts subject we offer at the College is

BA (Hons) in Commercial Photography,

This prepares you for employment with specialist skills in commercial photography – See our HE prospectus or the UCAS website for more information

How the qualifications compare

Level 2 Diploma

Our UAL Level 2 Diploma has the same value as **four** GCSEs

Level 2 Diploma Grade		GCSE grades
Distinction	is equal to	4 GCSEs at grade A or 7
Merit	is equal to	4 GCSEs at grade C or 4
Pass	is equal to	4 GCSEs at grade E or 2

Level 3 Diplomas and Extended Diploma

A UAL Extended Diploma qualification has the same value as **three** A Levels and is widely recognised by employers and universities, meeting the entry requirements for all Art, Design and Media degree courses

Diploma Grade (gained in year 1)		A Level grades	UCAS Points
D	is equal to	1 ½ grade As	84
M	is equal to	1 ½ grade Cs	60
P	is equal to	1 ½ grade Es	36
Extended Diploma Grade (gained in year 2)		A Level grades	UCAS Points
D	is equal to	3 grade A*s	168
M	is equal to	3 grade Bs	120
P	is equal to	3 grade Ds	72

Universities compare achievement between Extended Diplomas and A Levels by converting course grades into '**UCAS points**'. The table above shows the grades for Extended Diplomas and A levels and the number of UCAS points they are worth. The average required **UCAS points** score for entry to an Art, Design and Media degree course is about 120 points but most will also rely heavily on a digital portfolio when making an offer. Students are advised to research their chosen university with care to understand their entry requirements.

Level 4 / 5 /6 BA (Hons)

The BA Hons courses are University undergraduate degrees and recognised by employers. Applications to our BA courses should be made through UCAS. The Lens Based Media course is validated by the University of Hull.

How much does the course cost?



What the learners say:

“I have access to a wide variety of media”

Tuition fees

Our full-time courses are free to students who are under 19. Some students over 19 may need to pay fees but can apply for ‘advanced learner loans’ to help them the costs of tuition.

Students who already have a full level 3 qualification can also take out an ‘advanced learner loan’ to do another one.

Our Student Services team can assess your situation and advise you if you think you may need to pay.

You can use the information here to make a budget for the year by adding up all the costs you know you will have to pay. You must be sure that you can get through the **whole** course. ‘Hoping for the best’ is not a good financial plan.

If you are planning to do a part-time job during the course, it must not clash with your timetable or take priority over coursework. If you need to work to support yourself, consider if you have enough time after work to do coursework properly.

Additional costs

The studio fee: (between **£35** and **£100** depending which course you choose) is payable at the start of the year. This will cover some of the essential materials you will need for practical work.

Everyday materials: you may need to buy some items yourself during the year such as your own stationery, sketchbooks, pens, Pritt stick, masking tape, pencils, paint, film and photographic paper, memory sticks and DVDs etc. This will vary according to your course and your project work. Some of these items you can buy from the college shop at CHT.

Educational visits: Trips to see professional work may take you to other towns and cities around the UK. There may even be a foreign or residential trip. The cost would depend on the destination and the method of transport. Students can pay by instalments over a period of time to help spread the costs.

Financial Support: If you or your family have a low income or are in receipt of benefits, the college may be able to help you with the cost of trips, equipment, specialist clothing, travel, materials and childcare, using its Learner Support Funds.

What will your coursework be like?



97% of our learners passed their course last year, significantly above the national average

Practical work

Much of your course will involve practical work. You will need to try out everything you are asked to do even if you are not sure you like it. Expect some things to be difficult when you first try them. The secret is not to give up if it doesn't work first time. It's ok to make mistakes and you will get help to improve.

Written work

Creative Arts courses all involve some written work. Sometimes you will need to do research and often you will need to explain and evaluate your own work or the work of others. Many students find this difficult at first. Sometimes you can use digital methods such as video or blogs to communicate your thoughts. We can help you practice this.

Assignments and briefings

It is very important that you attend assignment briefings. They tell you what is expected and often include practical tips and examples that will help you do the work.

Assessment and Deadlines

All your projects will have a deadline by which the work must be complete.

An extension to a deadline is only permitted in extreme circumstances so you need to learn to plan your time carefully.

Independent study

You will be expected to work outside your timetabled hours to;

- do sufficient work to pass the course
- give you essential practice time
- develop your ability to work independently

English and Maths

If you are under 19 and do not have a grade 4 or above in English and Maths, you **must** study these subjects alongside your course. Your timetable is designed to fit these classes in and attendance will be compulsory.

English and Maths qualifications are essential if you want to get a job or go to university.

Your Study Programme

If you are 16-18 years old when you start your new course, you will enrol on a 'Study Programme'.

Your Study Programme includes all the things you will do as part of your course. It includes your main qualification but also involves other things.

Your study programme is designed to give you a broad and interesting experience that will prepare you for work.

A Study programme usually includes:-

Main Qualification / subject (e.g. Photography, Media, Fashion, Graphics, Art)

Work Experience (helps you prepare for work through tutorial discussion, work placements and projects with local organisations and employers)

Enrichment (e.g. educational visits, talks and workshops from professionals in the industry)

Volunteering (e.g. fund raising or charity work)

English classes (if you have less than a grade 4)

Maths classes (if you have less than a grade 4)

Tutorial support (you will have regular meetings with your Progress Coach to discuss how well things are going. These meetings may be online. This is a time when you can ask for help if you start to struggle.

CPD (You will have CPD sessions each week to discuss wider topics as a group that will help you prepare for work and independence. These sessions may be delivered online)

You should expect to spend at least **13 hours per week** on your study programme and for most of that time you will need to be in college. You must take part in all your study programme activities and complete 30 hours work experience during the year.



Attendance; Our expectations

- ✓ You attend all classes
- ✓ You will be on time for every teaching session
- ✓ You will stay for the whole session
- ✓ You will contact us if you are ill

Attendance

The college day normally starts at 9.00 and finishes at 16.00.

Your lessons could be timetabled for any day of the week and you may be timetabled for just part of a day e.g. 9.00 – 12.00 or 13.00 – 16.00.

You will be given a timetable when you start your course. We will try to make sure it doesn't change for the whole year.

There may be days when you have no lessons and you do not have to attend the college at all. There may be times when you need to spend extra hours at college in order to ensure your project work is the best you can do. You will need to plan transport and adjust part time work for these occasions.

You are not able to take holidays during term time because this would affect your progress and assessment.

Frequently Asked Questions



What the learners say:

“The staff are all friendly and very helpful. It’s helped build my confidence to strive for higher education”

About my course

What is a study programme?

A study programme is a collection of activities that make up your course (see page 11). All parts of the study programme are mandatory for learners who are 16-18.

How often I have to come to college?

You may have to come to college everyday or you may have some days that are not timetabled (see previous page).

Will I have to do Maths and English?

If you don't yet have a 4 grade you will have to retake it during your course. Everyone will continue to develop their English and maths skills through course work.

Can I take holidays during term time?

No, we will not authorise holidays during term time because you will miss important working time and teaching which will affect your progress, grades and your success.

Will I have to wear a uniform?

The College doesn't have a formal dress code except in settings where protective clothing must be worn. However students should be mindful that the College is a working professional environment. Students should avoid wearing items that expose significant amounts of flesh e.g. crop tops, transparent clothing or exceptionally brief shorts or skirt.

What do I do if I am unable to attend a class?

If you are unable to attend you must contact the college to say why. You will be given the absence line number when you start the course.

Will there be homework?

Yes, you will be expected to work at home as well. You should expect to do at least half as many hours at home as you do in lessons.

Will there be work experience and enrichment?

Yes, all students will do work experience and attend activities that will enhance their CV and introduce them to industry professionals. This could range from placements with an employer to doing projects set by local businesses.

What if I have problems with my coursework?

Every student has a Progress Coach. The Progress Coach will monitor your performance and agree targets with you to make sure that you are successful. The college has a department called Student Services. They provide specialist support to students who are having difficulties that affect their studies. If you think you need some help please let us know.

Can I use my mobile phone in lessons?

You may be asked to use your phone as part of an activity. Your tutor will advise you when mobile phone use is allowed.

How do I address staff?

At the college we want to create an adult atmosphere and so everyone uses first names.

Frequently Asked Questions

About the costs

Can I get help with the cost of travelling?

Our Student Services team can advise you if financial support is available to you.

How much do educational visits cost?

Visits are an important part of your course. We usually ask for a contribution to the cost and this will vary from £10 approx (residential trips cost more). If you are unable to afford the cost, you could ask the Student Services department for financial help

Will the course cost me anything?

There are some other costs for your course. At the start of the course there is a one off payment (studio fee) which will help to cover the cost of essential materials and equipment. This cost ranges from £35 to £100 dependent on the course. You will be sent more information before the course starts.

Can I get financial support?

Our Student Services team can advise you if financial support is available to you.

About the facilities

Can I park at the college?

You can use the car park for motorbikes or cycles but there is no student parking at any college site for cars unless you are registered disabled.

Where can I eat and drink?

There are food and drinks facilities in the College buildings but you are not allowed to eat or drink during sessions or in the workshops or Mac suites. There is a large canteen at the Monk's Road site where you can buy drinks and hot and cold food.

What equipment will I need?

Your course will provide many of the materials you need but you will need to supply some yourself. You will be sent a list of the equipment and materials you will need to buy before you start the course.

Is there a library?

Yes, the library is based at our Monk's Road campus. There is a very good collection of art and media books, magazines and online resources. You will be given an induction into the use of the library when you start your course.

Will I be able to use computers at college?

Every student is given their own IT account when they start a course. You will be able to access the internet, send e-mails and create and print practical work. The art college uses both PCs and Apple Mac computers.

Can I smoke at college?

No, smoking cigarettes and e-cigarettes is not allowed in any college buildings. Designated outdoor areas are provided.



What the learners say:

“I can easily get in contact with my tutor if I have a problem”



Travelling to and from College

Problems with travel arrangements can affect your attendance and punctuality and may impact on your success on the course, so it is very important that you are prepared.

Many of our learners use public transport to get to and from college from all over the county. We are very strict about punctuality. You may have to get up early to be on time and you may get home late.

Arriving late to college or leaving early to catch a train or bus is not acceptable.

When checking bus and train timetables remember that the bus and train stations are about 20-minute walk from the college of art and design.

Cycles, mopeds and motor bikes can be parked on campus but unfortunately we can't accommodate cars on site unless you are registered disabled. However you can buy parking passes at college that give access to local public car parks at a reduced fee.

Working at home to save time and money is not an option!



Help with the costs of travelling

If you are aged under 19 on September 1st, starting a full-time course and living more than three miles from your chosen campus you may be entitled to subsidised public transport. You can apply online for a 'Home to College' travel pass at <http://www.lincolnshire.gov.uk> or telephone Lincolnshire County Council on 01522 782030. If you live in Nottinghamshire you should apply to Nottinghamshire County Council online at www.nottinghamshire.gov.uk/schooltravel-post16 or telephone 0115 9774578.

If you or your family have a low income or are in receipt of benefits the college may be able to help you with the cost of trips, equipment, specialist clothing, travel, materials and childcare, using its Learner Support Funds.

For further information and to apply please contact the Student Welfare team on 01522 876000.

Applying for a place

Here's what happens next

You can start our application process by filling in an online application form on the Lincoln College website (BA courses are only available via UCAS).

Our Welcome Day

When you have applied, you will be invited to a Welcome Day, this may take place online. This is your opportunity to ask any questions you have about the course, qualifications and career options.

What you need to show us

When you have sent us your application, we will make you a **CONDITIONAL** offer **but to secure your place you will need to send us more information.** You will be asked to send us some evidence of the skills you have developed so far (in school or independently).

When will you know if you have a place?

The tutor will assess the material you have sent us and also consider your predicted grades. We will assess your potential and recommend the best course and level for you to ensure you can achieve well.

This means that you still need to meet specified conditions before you can take up the place e.g. a satisfactory reference, achieving the required exam grades (these are listed in the circles on the course information pages at the back of this book).

What if the course isn't right for you?

If we think you have applied for the wrong course we will discuss this with you and explain why. You will be invited to an interview with our advisory staff to help you to explore the alternative routes available to you.

We may suggest other subjects for you to consider. The college runs a wide range of courses on campuses at Lincoln, Gainsborough and Newark. There is something to suit all interests. To see them go to <https://www.lincolncollege.ac.uk>



What the learners say:

"I like the freedom and independence we have"

Accepting your place

Ask yourself these questions....

1 Do I know what the course involves, how long it lasts, what I will learn?

- (Look at the course information in this book or check it on the college website at <https://www.lincolncollege.ac.uk/> to make sure).

2 Am I serious enough about the subject?

- Your course demands 100% commitment and motivation.
- It will be very demanding and take up a lot of your time.
- It's not a hobby or a pastime.
- Remember that studying a subject **full time** will be very different to doing it at school.

3 Will the course and qualification get me into the career I want?

Our courses are designed to provide you with a broad range of practical skills and techniques and enable you to develop critical thinking and the ability to work independently. (Look at the career information on pages 4 and 5 for examples of the way students' progress towards a career).

Further questions?

If you do have questions please contact us, we will be happy to give you more guidance to help you make the right decision.



What the learners say:

I enjoyed the Taster Day and now feel more confident and excited. I can't wait to start college

What happens next?

Once you have accepted your offer, we will keep in touch with you. You may be invited to a taster day.

We will also tell you when to come and enrol and what to bring with you.

If you don't get the grades you need for the course you applied for, talk to us, we may have a solution. There are contact details on the back of this booklet.

Part Time Courses

Introduction to Pottery for Beginners

Twilight class

Introduction to Pottery for Beginners

Evening class

Art for Recreation

Evening class

Pottery; Throwing and Self-Directed Projects

Evening class (Spring Term)

(for the more experienced potter)

Introduction to Photography

Evening class

Pattern Cutting and Dressmaking for Beginners

Evening class

For more details on days, times and costs please see the Lincoln College website:

www.lincolncollege.ac.uk



Full Time Courses in Creative Arts courses

Level 1	Diploma in Art, Design and Media
Level 2	Diploma in Art and Design
Level 2	Diploma in Creative Media Production*
Level 2	Diploma in Performing & Production Arts
Level 2	Diploma in Photography
Level 3	Extended Diploma in Art and Design*
Level 3	Extended Diploma in Surface Pattern and Print*
Level 3	Extended Diploma in Creative Media Production*
Level 3	Extended Diploma in Dance
Level 3	Extended Diploma in Fashion
Level 3	Extended Diploma in Graphic Design
Level 3/4	Foundation in Art and Design
Level 3	Extended Diploma in Music Performance and Production
Level 3	Extended Diploma in Photography
Level 3	Extended Diploma in Performing Arts (Acting or Musical Theatre)
Level 3	Extended Diploma in Acting for Stage, Screen and Moving Image*
Level 3	Extended Diploma in Technical Theatre & Production Arts
Level 4	Professional Diploma in Performance
Level 4	Professional Diploma in Technical and Production Practice
Level 4-6	BA (Hons) Commercial Photography

Located in the Knights Building on Monks Road

Located at Christs' Hospital Terrace (in the Cathedral Quarter)

*Available in Newark

Courses information in this guide

Level 1	Diploma in Art, Design and Media
Level 2	Diploma in Art and Design
Level 2	Diploma in Creative Media Production*
Level 2	Diploma in Photography
Level 3	Extended Diploma in Creative Practice; Art and Design*
Level 3	Extended Diploma in Creative Media Production*
Level 3	Extended Diploma in Creative Practice; Fashion
Level 3	Extended Diploma in Creative Practice; Graphic Design
Level 3	Extended Diploma in Creative Practice; Photography
Level 3/4	Foundation in Art and Design*

Level 1 Diploma in Art, Design and Media

This one-year Level 1 Diploma is for students who want to develop their drawing skills. You will learn to draw in various ways using 3D model making, Sculpture, Animation, Printmaking, Painting, Photography and Ceramics. This qualification is suitable for students who are curious about art, design, & media and want to explore and extend this interest to a full-time experience.

This qualification has been designed to introduce the skills needed for any career path in a very supportive way and will enable you to develop ways to express your ideas, gain self-confidence and organisational skills and build a portfolio of practical work.

To become good at what you do, practice is essential so we will give you additional work to do outside of your timetabled hours. You should plan to spend at least 6 hours per week of your own time on course work.

As well as practical work there will be an opportunity to do GCSEs or Functional Skills to improve your English and Maths.

You will work in a group of around 15 students and your weekly timetable will be approximately 13 hours. There will be lectures and demonstrations where we show you how to do things, and lots of practical work to do in the studio.



The qualification is worth up to 63 credits and is full time.

Students do not have to sit external exams.

A studio fee is payable at the start of the course (approx. £35). This contributes towards some of the materials and equipment you will use. You may go on educational visits and be asked to make a contribution to the cost. Tuition and exam fees only apply to those 19 or over on 31 August.

What does this course lead to?

After successfully completed the Level 1 Diploma many of our Level 1 students' progress onto Level 2 at Lincoln College, in Art & Design, Fashion, Photography and Media.

Qualifications needed to come on the course

You will need the following:-

- Entry level qualifications
- Or equivalent experience

You will also need to show a keen interest in Art, Design and Media.

On this one year Level 2 Diploma you will learn a range of practical skills relating to the subject you choose;

In art and design these include drawing, painting, making 3D work, computer work and designing ideas.

In fashion this will include drawing, cutting patterns, construction and surface pattern techniques, sewing techniques and working with fabrics.

In photography you will have an introduction to digital and film photography and work in a photography studio and darkroom as well as using computers.

In all subjects you learn how to plan ideas, explore colour, materials and techniques, annotate your work and learn to understand and write about other people's work.

This qualification has been designed to develop the skills needed for any career path and will enable you to demonstrate confidence, good organisation, adaptability, independence, teamwork and reliability.

You will work in a group of around 16 students and your weekly timetable will be approximately 13 hours. Practice is essential to become good at what you do, so you should plan to spend at least 6 hours per week of your own time on course work.

As well as practical work there will be an opportunity to do GCSE resits in English and maths if you need to.

You will meet and work with industry professionals during your course and spend most time on practical work in the studio.

The qualification is worth 4 GCSEs and is full time.

Students do not have to sit external exams.

A studio fee is payable at the start of the course (approx. £35). This contributes towards some of the materials and equipment you will use. You may go on educational visits and be asked to make a contribution to the cost. Tuition and exam fees only apply to those 19 or over on 31 August.


What does this course lead to?

After you have successfully completed the Level 2 Diploma you can apply for a range of two year Level 3 Extended Diploma courses. Some are specialist courses like Graphics, Fashion or Photography but there is also a general Art and Design Extended Diploma which allows you to try out a range of things before you choose a specialist direction.

Qualifications you need to come on the course

You will need at least one of the following:-

- A level 1 Diploma in an Art related subject
- Three GCSEs at grade D/3 or above (not including Expressive Arts)
- Equivalent level 1 or 2 qualifications



Level 2 Diploma in Creative Media Production

The qualification is worth 4 GCSEs and is full time

Students do not have to sit external exams.

A studio fee is payable at the start of the course (approx. £35). Course materials (approx. £5 per week). You may go on educational visits and be asked to make a contribution to the cost. Tuition and exam fees only apply to those 19 or over on 31 August.

What does this course lead to?

After completing your Level 2 First Diploma, you will be able to apply for a range of Level 3 (two year) courses, such as the Level 3 Extended Diploma in Creative Media Production, or other qualifications in photography, design, etc.

This one year Level 2 Diploma is highly practical and is designed to give you an introduction to media-based skills, such as video production, photography techniques, animation and developing a creative media project. You will use a range of resources including digital SLR cameras, HD video cameras, editing software and Mac computers.

The course is made up of eight units which deal with different aspects of Creative Media Production. You will look at research, communication, audience and the media sector together with techniques in Video Production, Photography Techniques, Animation Techniques and Creative Media Production Project (although these are subject to change).

You learn how to plan ideas, create storyboards and scripts, explore genres and techniques, annotate your work and learn to understand and write about other people's work.

This qualification has been designed to develop the skills needed for any career path and will enable you to demonstrate confidence, good organisation, adaptability, independence, teamwork and reliability.

You will work in a group of around 16 students and your weekly timetable will be approximately 13 hours. Practice is essential to become good at what you do, so you should plan to spend at least 6 hours per week of your own time on course work.

As well as practical work there will be an opportunity to do GCSE retakes in English and maths if you need to.

There will be discussions and demonstrations where we show you how to do things, and lots of practical activities.



Qualifications you need to come on the course

You will need at least one of the following:-

- Three GCSEs at grade D/3 or above including English
- Equivalent level 1 or 2 qualifications

You will also need to show a creative portfolio of video, audio or print based work and evidence of a keen interest in media.

On this two year Level 3 Extended Diploma course most of your working week will be spent in an art studio. You will develop your art and design skills by doing practical work and you will have the opportunity to experiment with a wide range of media and ways of working. There will be demonstrations where we show you how to do things and lectures which teach you how to study the art and design work of others. **You will also learn how to plan a project and organise your time so that later on you will be able to work independently and meet deadlines.**

You will develop practical skills like documenting design ideas, making things, digital imaging and creating artwork. We will also teach you how to draw and paint, how to use colour, how to find and develop ideas, how to be visually aware and how to reflect on your own progress..

This qualification has been designed to improve the skills needed for any career path and will enable you to demonstrate adaptability, independence, professionalism, team work, reliability, imagination and creative flair.

You will work in a group of around 16 students and your weekly timetable will be approximately 13 hours. Practice is essential to become good at what you do, so you should plan to spend at least 6 hours per week of your own time on course work.

As well as practical work there will be an opportunity to do GCSE retakes if you need to.

You will meet and work with industry professionals during your course and develop your own personal portfolio. You will also have the opportunity to sell your work at local events.



The qualification is worth 3 A levels and is full time.

Students do not have to sit external exams.

A studio fee is payable at the start of the course (approx. £35). This contributes towards some of the materials and equipment you will use. You may go on educational visits and be asked to make a contribution to the cost. Tuition and exam fees only apply to those 19 or over on 31 August.

What does this course lead to?

The Extended Diploma in Art and Design is designed to prepare you for degree courses. Some students may go directly to employment but most will go to university to do either a Degree course or an HND.

Some students will go on to do a one year Art Foundation Diploma before doing a Degree or Higher National Diploma.

Qualifications needed to come on the course

Four GCSEs grade C/4 or above or equivalents. Your qualifications should include either Maths or English and an art and design related subject (not including Expressive Arts). You will also need a portfolio of art and design work. Applicants without standard qualifications are invited to apply providing they can demonstrate relevant experience and commitment.

On this two year Level 3 Extended Diploma course most of your working week will be spent in an art studio. You will develop your design skills by doing practical work and you will have the opportunity to experiment with a wide range of media and ways of working. There will be demonstrations where we show you how to do things and lectures which teach you how to study the design work of others. You will also learn how to plan a project and organise your time so that later on you will be able to work independently and meet deadlines.

You will develop practical skills to communicate ideas, create composition and layout, apply colour theory, select and use typefaces, manipulate images and create designs for print. We will also teach you how to be visually aware and how to reflect on your own progress.

This qualification has been designed to improve the skills needed for any career path and will enable you to demonstrate adaptability, independence, professionalism, team work, reliability, imagination and creative flair.

You will work in a group of around 16 students and your weekly timetable will be approximately 13 hours. Practice is essential to become good at what you do, so you should plan to spend at least 6 hours per week of your own time on course work.

As well as practical work there will be an opportunity to do GCSE retakes if you need to.

You will meet and work with industry professionals during your course and develop your own personal portfolio. You will also have the opportunity to sell your work at local events.

The qualification is worth 3 A levels and is full time.

Students do not have to sit external exams.

A studio fee is payable at the start of the course (approx. £35). This contributes towards some of the materials and equipment you will use. You may go on educational visits and be asked to make a contribution to the cost. Tuition and exam fees only apply to those 19 or over on 31 August.


What does this course lead to?

The Extended Diploma in Art and Design is designed to prepare you for degree courses. Some students may go directly to employment but most will go to university to do either a Degree course or an HND.

Some students will go on to do a one year Art Foundation Diploma before doing a Degree or Higher National Diploma.

Qualifications needed to come on the course

Four GCSEs grade C/4 or above or equivalents. Your qualifications should include either Maths or English and an art and design related subject (not including Expressive Arts). You will also need a portfolio of art and design work. Applicants without standard qualifications are invited to apply providing they can demonstrate relevant experience and commitment.



This two year Level 3 Extended Diploma course is highly practical and is designed to develop photographic skills. It includes both digital and film photography. You will have the opportunity to work in a photography studio and darkroom as well as using computers. You will be introduced to studio photography, location photography, and experimental image making. The course will also include the study of other photographers which will help you to develop a personal style. You will have the opportunity to practise across a range of specialisms including documentary, editorial, advertising and fashion photography.

This qualification has been designed to improve the skills needed for any career path and will enable you to demonstrate adaptability, independence, professionalism, team work, reliability, imagination and creative flair.

You will work in a group of around 16 students and your weekly timetable will be approximately 13 hours. Practice is essential to become good at what you do, so you should plan to spend at least 6 hours per week of your own time on course work.

As well as practical work there will be an opportunity to do GCSE retakes if you need to.

There will be lectures and demonstrations where we show you how to do things, and lots of practical work in the studio.

Students will meet and work with industry professionals during their course.



The qualification is worth 3 A levels and is full time.

Students do not have to sit external exams.

A studio fee is payable at the start of the course (approx. £50). This contributes towards some of the film, photo paper and equipment you will use. You may go on educational visits and be asked to make a contribution to the cost. Tuition and exam fees only apply to those 19 or over on 31 August.

What does this course lead to?

This course is designed to prepare you for degree courses. Some students may go directly to employment but most will go to university to do either a Degree course or an HND.

Some students will go on to do a one year Art Foundation Diploma before doing a Degree or Higher National Diploma.

Qualifications needed to come on the course

Four GCSEs grade C/4 or above or equivalents. Your qualifications should include either Maths or English and an art and design related subject (not including Expressive Arts). You will also need a portfolio of art and design work. Applicants without standard qualifications are invited to apply providing they can demonstrate relevant experience and commitment.

This two-year Level 3 Extended Diploma course introduces you to the essential skills of fashion and textile design including design theory, textiles, fashion illustration, garment construction, surface decoration and garment styling. You will also learn broader skills like how to draw, how to use colour, how to find and develop ideas, how to be visually aware, how to use different media and how to plan a project and organise your time to meet deadlines. In the second year you will develop a personal style through design research and product development and have the opportunity to design and manufacture a Collection which reflects your interests and aspirations.

This qualification has been designed to improve the skills needed for any career path and will enable you to demonstrate adaptability, independence, professionalism, team work, reliability, imagination and creative flair.

You will work in a group of around 16 students and your weekly timetable will be approximately 13 hours. Practice is essential to become good at what you do, so you should plan to spend at least 6 hours per week of your own time on course work.

As well as practical work there will be an opportunity to do GCSE retakes if you need to.

There will be lectures and demonstrations where we show you how to do things, and lots of practical work in the studio.

Students will meet and work with industry professionals during their course.



The qualification is worth 3 A levels and is full time.

Students do not have to sit external exams.

A studio fee is payable at the start of the course (approx. £35). This contributes towards some of the materials and equipment you will use. You may go on educational visits and be asked to make a contribution to the cost. Tuition and exam fees only apply to those 19 or over on 31 August.

What does this course lead to?

Students usually progress to Higher National Diplomas or Degree courses. It is also possible to find employment in the subject. The course will prepare you for a range of fashion related careers including fashion design, textile design, knitwear, accessories, marketing, promotion and styling, merchandising, buying and costume design for stage and screen.

Qualifications needed to come on the course

Four GCSEs grade C/4 or above or equivalents. Your qualifications should include either Maths or English and an art and design related subject (not including Expressive Arts). You will also need a portfolio of art and design work. Applicants without standard qualifications are invited to apply providing they can demonstrate relevant experience and commitment.

This two year Extended Diploma

course is largely practical and gives you a broad range of skills and production experience whilst using a range of HD video cameras, digital SLR cameras, video editing software and iMac computers. The course is predominantly based around film and moving image production, and you will direct and produce a range of moving image work including short narrative film, documentary, music video and commercials. You will do lots of practical work on location and also explore radio, multi-camera television and digital design.

Your practical projects are underpinned by theory and research, including a weekly film studies session in a local cinema where you will watch and analyse classic films. After each project you will screen and evaluate your work.

This qualification has been designed to improve the skills needed for any career path and will enable you to demonstrate adaptability, independence, professionalism, team work, reliability, imagination and creative flair.

You will work in a group of around 16 students and your weekly timetable will be approximately 13 hours. Practice is essential to become good at what you do, so you should plan to spend at least 6 hours per week of your own time on course work.

As well as practical work there will be an opportunity to do GCSE retakes if you need to.

You will have opportunity to build a personal CV and do commissioned work with real clients, working with industry professionals during your course.



The qualification is worth 3 A levels and is full time.

Students do not have to sit external exams.

A studio fee is payable at the start of the course (approx. £100). This contributes towards some of the materials and equipment you will use, such as a hard drive. You may go on educational visits and be asked to make a contribution to the cost. Tuition and exam fees only apply to those 19 or over on 31 August.

What does this course lead to?

Most students go on to study an undergraduate degree in Media Production or Lens Based Media and/or pursue employment in a range of areas including film, video and television production, animation, graphic design, photography and marketing.

Qualifications needed to come on the course

Level 2 Diploma in Media or directly related subject or four GCSEs grade C/4 or above or equivalents. Your qualifications must include English. You will also need a portfolio of creative work such as video, audio or printed images that demonstrate your interest.

This 1 year Level 3/4 Diploma course is divided into 3 stages of activity. Stage 1 of the course will develop your basic art and design skills (drawing, looking and seeing, visual awareness, use of media, ideas development, colour). Activities will be highly varied. There will be lectures and demonstrations and lots of practical work in the studio.

Stage 2 will give you specialist teaching which will get you ready to go on to Higher Education or employment. You will be able to work with the processes, skills and methods associated with your chosen pathway and you will be taught by specialist staff.

In Stage 3 you will do a major piece of work which you will devise and develop yourself.

You will meet and work with industry professionals during their course.

In addition to developing your skills and creative thinking you will also have full support with your progression plans including choosing specialist directions, a university and degree course and getting ready for UCAS interviews. You will have the benefit of our substantial knowledge of universities and degree courses nationally. Your main asset when applying will be practical work. We will make sure that you have a really good interview folder. We know what degree courses are looking for and the coursework you do for us will be exactly what interviewers want to see.

This qualification has been designed to improve the skills, confidence and resilience needed for your career path.

You will work in a group of around 16 students and your weekly timetable will be approximately 13 hours. Practice is essential to become good at what you do, so you should plan to spend at least 6 hours per week of your own time on



Students do not have to sit external exams.

A studio fee is payable at the start of the course (approx. £35). This contributes towards some of the materials and equipment you will use. You may go on educational visits and be asked to make a contribution to the cost. Tuition and exam fees only apply to those 19 or over on 31 August.

What does this course lead to?

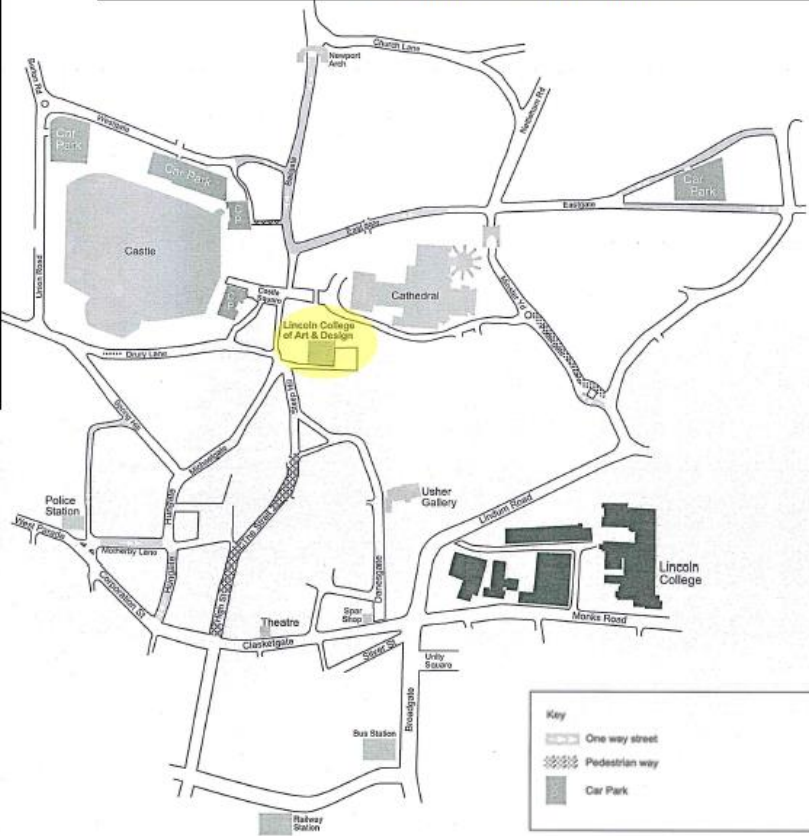
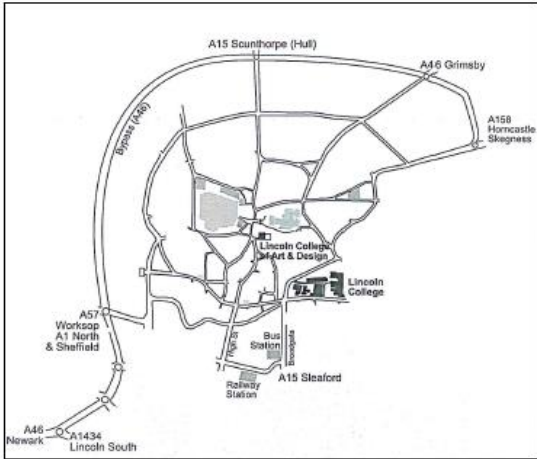
Most students go on to higher education by doing an HND or degree course in art or design. Students who meet the entry criteria for a UAL university are guaranteed an interview.

Qualifications needed to come on the course

At least 1 A level (grades A to C/4-9) in an art or design related subject **and** 3 GCSEs grades (A to C/4-9)
Or Extended Diploma in an art or design related subject
Or equivalent qualifications
plus
 a portfolio of art and design work

Applicants without standard qualifications are still invited to apply providing they can demonstrate relevant experience and commitment.

LINCOLN COLLEGE OF ART & DESIGN
CHRIST HOSPITAL TERRACE, Lincoln, LN2 1LY



Lincoln College of Art and Design is close to the Cathedral and Castle Square, at the top of Steep Hill.

There are four public pay and display car parks near the college – one at The Lawns Visitor Centre in Union Road; one off Castle Square at the rear of the castle and two at the front of the castle in Westgate.



We hope this book will give you all the practical information you need to help you prepare for full time study at Lincoln College. If you know what to expect you are more likely to enjoy your course and complete it successfully with a good grade.

Your parents or guardians can help you. Show them this information to help them understand what you have to do.

To find out more

- see our prospectus
- visit the college website
www.lincolncollege.ac.uk/course-guide
- ring us on 01522 876304
- e-mail us at vwright@lincolncollege.ac.uk

***We look forward to meeting you at
Lincoln College of Art & Design***

